

**ANNUAL REPORT OF SMALL TELEPHONE COMPANIES TO
THE IDAHO PUBLIC UTILITIES COMMISSION
FOR THE YEAR ENDING December 31, 2004**

RECEIVED
FILED



2005 APR 20 PM 2:19

COMPANY INFORMATION

Exact name of utility: Fremont Telcom
 Address of principal office: 110 East Main Street, Saint Anthony, ID 83445-1543
 Telephone Number Area Code (208) 624-7300 E-mail address: pmartin@fairpoint.com
 Cities or towns served: Saint Anthony, Ashton, Teton, and Island Park, ID

IDAHO PUBLIC
UTILITIES COMMISSION

Name and title of officer having custody of the general corporate books of account: _____
Ed Cushing, Western Region President

Address of office where corporate books are kept and phone number: _____
305 N. Ruby, Ellensburg, WA 98926

Organized under the laws of the State of: Idaho

Date of organization: March 9, 1994

Form of organization (proprietorship, association, corporation): Corporation

If a Subchapter S Corporation, please specify: _____

Name and address of controlling company, if any: FairPoint Communications, 521 East Morehead,

Names of affiliated companies. Give address and description of business: None

OFFICERS

Report below the title, name and office address of each general officer of the utility at the end of the year. If there were any changes during the year, show the name, title, and address of the previous officer and the date of change.

Title	Name	Address
Chairman and CEO	Eugene B. Johnson	521 E. Morehead; Suite 250 Charlotte, NC 28202
COO	Peter G. Nixon	521 E. Morehead; Suite 250 Charlotte, NC 28202
Western Region President	Ed Cushing	P.O. Box 308; Ellensburg, WA 98926
CFO & Sr. VP	Walter E. Leach, Jr.	521 E. Morehead; Suite 250 Charlotte, NC 28202
VP, Secretary & General Counsel	Shirley J. Linn	521 E. Morehead; Suite 250 Charlotte, NC 28202
VP & Controller	Lisa R. Hood	908 W. Frontview; PO Box 199 Dodge City, KS 6780
VP of Finance, Treasurer & Asst. Sec.	Timothy W. Henry	521 E. Morehead; Suite 250 Charlotte, NC 28202
VP of Regulatory Affairs	Patrick L. Morse	908 W. Frontview; PO Box 199 Dodge City, KS 6780
Vice President	Michael J. Stein	908 W. Frontview; PO Box 199 Dodge City, KS 6780
Asst. Treasurer & Asst. Sec.	Thomas E. Griffin	521 E. Morehead; Suite 250 Charlotte, NC 28202
Assistant Secretary	John LaPenta	521 E. Morehead; Suite 250 Charlotte, NC 28202
Assistant Secretary	Neil A. Torpey	
Assistant Secretary	Thomas E. Kruger	

DIRECTORS

List the name of each person who was a member of the Board of Directors at any given time during the year: (Fees related to meetings only.)

Name and Address	Term Expired or Current Term Will Expire	Meetings Attended This year	Fees Paid During Year
Frank K. Bynum, Jr.			
Anthony J. DiNovi			
George E. Matelich			
Kent R. Weldon			

Name of Chairman of the Board: Eugene B. Johnson
 Name of Secretary (or Clerk) of Board: Shirley J. Linn
 Number of Meetings of the Board during the year: 4

MANAGERS

List the name of each person who performed management duties for the Company during the year, and the total wages and bonuses paid to those persons: (Do not include Director fees in these amounts.)

Name	Title	Wages and Bonuses Paid
Don Coleman	General Manager	75,920.77
Tammy Miller	Office Manager	33,550.21

BALANCE SHEET
Assets and Other Debits

Title of Account	Balance Beginning of Year	Balance at End of Year	Increase or (Decrease)
Current Assets			
1120 Cash and Equivalents	725793	547536	-178257
1130 Cash			
1140 Special Cash Deposits			
1150 Working Cash Advances	700	700	0
1160 Temporary Investments			
1180 Telecommunications Accts. Receivable	183957	242716	58759
1181 Accts. Rec. Allow. -Telecommunications	-23177	-19566	3611
1190 Other Accounts Receivable	1754609	1753965	-644
1191 Accounts Receivable Allow. - Other			
1200 Notes Receivable			
1201 Notes Receivable Allowance			
1210 Interest & Dividends Receivable			
1220 Material and Supplies	128665	124011	-4654
1280 Prepayments			
1290 Prepaid Rents	87761	87761	0
1300 Prepaid Taxes			
1310 Prepaid Insurance			
1320 Prepaid Directory Expenses			
1330 Other Prepayments			
1350 Other Current Assets	28765	18522	-10243
Noncurrent Assets			
1401 Investment in Affiliated Companies	0	413766	413766
1402 Investment in Nonaffiliated Companies	959217	985252	26035
1406 Nonregulated Investments			
1407 Unamortized Debt Issuance Expense			
1408 Sinking Funds			
1410 Other Noncurrent Assets			
1438 Deferred Maintenance & Retirements	525625	542769	17144
1439 Deferred Charges			
1500 Other Jurisdiction Assets - Net			
Property, Plant and Equipment			
2001 Telecommunications Plants in Service	29090828	29668435	577607
2002 Prop. Held for Future Telecom. Use			
2003 Telecom. Plant under Constr. - Short Term	91745	864	-90881
2004 Telecom. Plant under Constr. - Long Term			
2005 Telecom. Plant Adjustment			
2006 Nonoperating Plant	136474	237370	100896
2007 Goodwill	3998088	3998088	0
Depreciation and Amortization Accounts			
3100 Accumulated Depreciated	-17561493	-20135874	-2574381
3200 Accum. Depre. - Held for Future Use			
3300 Accumulated Depreciation - Nonoperating	-89022	-109119	-20097
3400 Accumulated Amortization - Tangible			
3410 Accum. Amort. - Capitalized Leases			
3420 Accum. Amort. - Leasehold Improvements			
3500 Accumulated Amortization - Intangible			
3600 Accumulated Amortization - Other			
TOTAL ASSETS	20038535	18357196	-1681339

BALANCE SHEET
Liabilities & Stockholders' Equity

Title of Account	Balance Beginning of Year	Balance at End of Year	Increase or (Decrease)
Current Liabilities			
4010 Accounts Payable	1831042	1354836	-476206
4020 Notes Payable			
4030 Advance Billings and Payments			
4040 Customer Deposits	535515	34430	-501085
4050 Current Maturities - Long -Term Debt			
4060 Current Maturities - Capital leases			
4070 Income Taxes - Accrued	-18373	103580	121953
4080 Other Taxes - Accrued	78219	161409	83190
4100 Net Current Defer. Oper. Income Taxes			
4110 Net Current Defer. Nonoper. Income Taxes			
4120 Other Accrued Liabilities	50054	65003	14949
4130 Other Current Liabilities			
Long-Term Debt			
4210 Funded Debt			
4220 Premium on Long-Term Debt			
4230 Discount on Long-Term Debt			
4240 Reacquired Debt			
4250 Obligations Under Capital Leases			
4260 Advances from Affiliated Companies			
4270 Other Long-Term Debt			
Other Liabilities & Deferred Credits			
4310 Other Long-Term Liabilities	0	284659	284659
4320 Unamort. Oper. Invest. Tax Credits - Net			
4330 Unamort. Nonoper. Invest. Tax Credits - Net			
4340 Net Noncurrent Defer. Oper. Income Taxes	255953	21943	-234010
4350 Net Noncur. Defer. Nonoper. Income Taxes	753315	841787	88472
4360 Other Deferred Credits			
4370 Other Juris. Liab. & Def. Credits - Net			
Stockholders' Equity			
4510 Capital Stock	6120	6120	0
4520 Additional Paid-In Capital	16275508	16275508	0
4530 Treasury Stock			
4540 Other Capital			
4550 Retained Earnings	271182	-791987	-1063169
TOTAL LIAB. & OTHER CREDITS	20038535	18357288	-1681247

ANALYSIS OF TELECOMMUNICATIONS PLANT IN SERVICE

TOTAL Company Basis

Analysis of Telecommunications Plant in Service

	Balance Beginning of Year	Additions During year	Plant Retired or Sold	Transfers and Adjustments	Balance End of Year
2111 Land	39421				39421
2112 Motor Vehicles	190358	880			191238
2113 Aircraft					0
2114 Special Purpose Vehicles					0
2115 Garage Work Equipment					0
2116 Other Work Equipment	80327	15170			95497
2121 Buildings	729122				729122
2122 Furniture					0
2123 Office Equipment	4776				4776
2124 General Purpose Computers	177921	97621			275542
2211 Analog Electronic Switching					0
2212 Digital Electronic Switching	2925731	19696			2945427
2212 Digital Switching Software	1505465				1505465
2220 Operator Systems					0
2231 Radio Systems	1061241	41326			1102567
2232 Circuit Equipment	6116566	216732			6333298
2311 Station Apparatus					0
2321 Customer Premises Wiring					0
2341 Large Private Branch Exchanges					0
2351 Public Telephone Terminal Equipment					0
2362 Other Terminal Equipment					0
2411 Poles	137874				137874
2421 Aerial Cable	361581	755			362336
2422 Underground Cable	2343275	100000			2443275
2423 Buried Cable	13114744	85519			13200263
2424 Submarine Cable					0
2426 Intra-building Network Cable					0
2431 Aerial Wire	3000				3000
2441 Conduit Systems	299334				299334
2681 Capital Leases					0
2682 Leasehold Improvements					0
2690 Intangibles					0
TOTAL PLANT ACCOUNTS	29090736	577699	0	0	29668435

ANALYSIS OF TELECOMMUNICATIONS PLANT ACCOUNTS
IDAHO Operations Only

Analysis of Telecommunications Plant in Service

	Balance Beginning of Year	Additions During Year	Plant Retired or Sold	Transfers and Adjustments	Balance End of Year
2111 Land	Same as Total Company				
2112 Motor Vehicles					
2113 Aircraft					
2114 Special Purpose Vehicles					
2115 Garage Work Equipment					
2116 Other Work Equipment					
2121 Buildings					
2122 Furniture					
2123 Office Equipment					
2124 General Purpose Computers					
2211 Analog Electronic Switching					
2212 Digital Electronic Switching					
2215 Electro-Mechanical Switching					
2220 Operator Systems					
2231 Radio Systems					
2232 Circuit Equipment					
2311 Station Apparatus					
2321 Customer Premises Wiring					
2341 Large Private Branch Exchanges					
2351 Public Telephone Terminal Equipment					
2362 Other Terminal Equipment					
2411 Poles					
2421 Aerial Cable					
2422 Underground Cable					
2423 Buried Cable					
2424 Submarine Cable					
2426 Intrabuilding Network Cable					
2431 Aerial Wire					
2441 Conduit Systems					
2681 Capital Leases					
2682 Leasehold Improvements					
2690 Intangibles					
TOTAL PLANT ACCOUNTS					

ANALYSIS OF ENTRIES IN ACCUMULATED DEPRECIATION
Account 3100

	TOTAL Company Basis			Credits During Year	Retirements and Adjustments	Balance End of Year
	Balance Beginning of Year	Depreciation Rate*				
Analysis of Entries in Accumulated Depreciation						
2112 Motor Vehicles	183512	33.3		7726		191238
2113 Aircraft						
2114 Special Purpose Vehicles						
2115 Garage Work Equipment	62643	20		17457		80100
2116 Other Work Equipment	419915	5		36456		456371
2121 Buildings						
2122 Furniture	4776	20				4776
2123 Office Equipment	177921	33.3		44045		221966
2124 General Purpose Computers						
2211 Analog Electronic Switching	1102611	12		351914		1454525
2212 Digital Electronic Switching	1379881	33.3		125585		1505466
2215 Electro-Mechanical Switching						
2220 Operator Systems						
2231 Radio Systems	860968	20		122695		983663
2232 Circuit Equipment	3565182	12.5		608737		4173919
2311 Station Apparatus						
2321 Customer Premises Wiring						
2341 Large Private Branch Exchanges						
2351 Public Telephone Terminal Equipment						
2362 Other Terminal Equipment						
2411 Poles	137874	12.5				137874
2421 Aerial Cable	252295	8.6		30404		282699
2421 Aerial Fiber	3359	6		601		3960
2422 Underground Cable	54333	10		19374		73707
2422 Underground Fiber	508821	6		134676		643497
2423 Buried Cable	7553292	6.5		712806		8266098
2423 Buried Fiber	269476	6.7		43365		312841
2423 Buried Cable - Line Extensions	854413	20		302016		1156429
2431 Aerial Wire	3000	14.6				3000
2441 Conduit Systems	167221	5.5		16523		183744
TOTAL	17561493			2574380	0	20135873

*Please list individual depreciation rate for each account.

ANALYSIS OF ENTRIES IN ACCUMULATED DEPRECIATION
Account 3100

IDAHO Operations Only

Analysis of Entries in Accumulated Depreciation	Balance Beginning of Year	Depreciation Rate*	Credits During Year	Retirements and Adjustments	Balance End of Year
2112 Motor Vehicles	Same as Total Company				
2113 Aircraft					
2114 Special Purpose Vehicles					
2115 Garage Work Equipment					
2116 Other Work Equipment					
2121 Buildings					
2122 Furniture					
2123 Office Equipment					
2124 General Purpose Computers					
2211 Analog Electronic Switching					
2212 Digital Electronic Switching					
2215 Electro-Mechanical Switching					
2220 Operator Systems					
2231 Radio Systems					
2232 Circuit Equipment					
2311 Station Apparatus					
2321 Customer Premises Wiring					
2341 Large Private Branch Exchanges					
2351 Public Telephone Terminal Equipment					
2362 Other Terminal Equipment					
2411 Poles					
2421 Aerial Cable					
2422 Underground Cable					
2423 Buried Cable					
2424 Submarine Cable					
2426 Intrabuilding Network Cable					
2431 Aerial Wire					
2441 Conduit Systems					
TOTAL					

*Please list individual depreciation rate for each account.

INVESTMENTS

Report below the investments in Accounts 1401, 1402 and 1406. Identify each investment as to the account in which included. Minor amounts in Account 1406 may be grouped by classes.

<u>Description</u>	<u>Date Acquired</u>	<u>Book Cost of Investments Disposed of This year</u>	<u>Book Cost of Investments Held at End of Year</u>
Internet, Lease, Payphone Eq	1997-2000	_____	136475
Fall River Electric Dividends	Mar-00	_____	3239
Syringa Network	2001-2002	_____	982013
_____	_____	_____	_____
_____	_____	_____	_____
_____	_____	_____	_____
Totals	_____	_____	1121727

RECEIVABLES

Itemize amounts show in Accounts 1180, 1190 and 1200. For notes receivable list each note separately and include the maturity date and interest rate. Minor amounts in Account 1210 may be combined.

<u>Name of Company</u>	<u>Amount at End of Year</u>	
	<u>Notes Receivable</u>	<u>Accounts Receivable</u>
Customers	_____	223151
CABS	_____	171967
NECA/USAC	_____	478070
State USF	_____	9173
Related Party	_____	1181391
Miscellaneous	_____	2410
_____	_____	_____
Totals	_____	2066162

NOTES PAYABLE

For Notes Payable, list each note separately and include the maturity date and interest rate.

<u>Name of Creditor</u>	<u>Date of Note</u>	<u>Interest Rate</u>	<u>Due Date</u>	<u>Face Amount</u>
_____	_____	_____	_____	_____
_____	_____	_____	_____	_____
_____	_____	_____	_____	_____
_____	_____	_____	_____	_____
_____	_____	_____	_____	_____
_____	_____	_____	_____	_____
_____	_____	_____	_____	_____
_____	_____	_____	_____	_____
Totals	_____	_____	_____	_____

ACCOUNTS PAYABLE

Report below all Accounts Payable amounting to more than \$100.00

<u>Name of Creditor</u>	<u>Amount</u>
A/P Trade	179089
NECA	617092
Related Party	553213
_____	_____
_____	_____
_____	_____
_____	_____
_____	_____
_____	_____
Totals	1349394

INCOME & RETAINED EARNINGS STATEMENT

Item	Total Company	Idaho Only
Total Operating Income (from page 16)	<u>9974180</u>	Same as
Total Operating Expenses (from page 18)	<u>6990128</u>	Total Company
7100 Other Operating Income and Expense	<u> </u>	<u> </u>
7210 Operating Investment Tax Credits-Net	<u> </u>	<u> </u>
7220 Operating Federal Income Taxes	<u>1024914</u>	<u> </u>
7230 Operating State and Local Income Taxes	<u>262126</u>	<u> </u>
7240 Operating Other Taxes	<u>150528</u>	<u> </u>
7250 Provision for Deferred Operating Income Taxes-Net	<u>-173362</u>	<u> </u>
7200 Operating Taxes (Total)	<u>1264206</u>	<u> </u>
7310 Dividend Income	<u> </u>	<u> </u>
7320 Interest Income	<u>1042</u>	<u> </u>
7330 Income from Sinking and Other Funds	<u> </u>	<u> </u>
7340 Allowance for Funds Used During Construction	<u> </u>	<u> </u>
7350 Gains/Losses from the Disposition of Certain Property	<u> </u>	<u> </u>
7360 Other Nonoperating Income	<u>-180199</u>	<u> </u>
7370 Special Charges	<u> </u>	<u> </u>
7300 Nonoperating Income and Expense	<u>-179157</u>	<u> </u>
7410 Nonoperating Investment Tax Credits-Net	<u> </u>	<u> </u>
7420 Nonoperating Federal Income Taxes	<u>-866</u>	<u> </u>
7430 Nonoperating State and Local Income Taxes	<u>-221</u>	<u> </u>
7440 Nonoperating Other Taxes	<u> </u>	<u> </u>
7450 Provision for Deferred Nonoperating Income Taxes-Net	<u>192066</u>	<u> </u>
7400 Nonoperating Taxes	<u>190979</u>	<u> </u>
7510 Interest on Funded Debt	<u> </u>	<u> </u>
7520 Interest Expense-Capital Leases	<u> </u>	<u> </u>
7530 Amortization of Debt Issuance Expense	<u> </u>	<u> </u>
7540 Other Interest Deductions	<u>672</u>	<u> </u>
7500 Interest and Related Items	<u>672</u>	<u> </u>
7610 Extraordinary Income Credits	<u> </u>	<u> </u>
7620 Extraordinary Income Charges	<u> </u>	<u> </u>
7630 Current Income Tax Effect of Extraordinary Items-Net	<u> </u>	<u> </u>
7640 Provision for Deferred Income Tax Effect of Extraordinary Items-Net	<u> </u>	<u> </u>
7600 Extraordinary Items	<u> </u>	<u> </u>
7910 Income Effect of Jurisdictional Ratemaking Differences-Net	<u> </u>	<u> </u>
7990 Nonregulated Net Income	<u>459798</u>	<u> </u>
AMOUNT TRANSFERRED TO RETAINED EARNINGS	<u>1808836</u>	<u> </u>

OPERATING REVENUES

Item	Total Company	Idaho Only
Local Network Services Revenues		
5001 Basic Area Revenue	1861845	Same as Total Compa
5002 Optional Extended Area Revenue		
5003 Cellular Mobile Revenue		
5004 Other Mobile Services Revenue		
5010 Public Telephone Revenue		
5040 Local Private Line Revenue	45790	
5050 Customer Premises Revenue		
5060 Other Local Exchange Revenue	330282	
5069 Other Local Exchange Settlements	2791528	
Network Access Services Revenues		
5081 End User Revenue (SLC)	504381	
5082 Switched Access Revenue (Interstate)	3182737	
5083 Special Access Revenue	706946	
5084 State Access Revenue (Intrastate)	456331	
Long Distance Network Services Revenues		
5100 Long Distance Message Revenue - All		
Miscellaneous Revenues		
5230 Directory Revenue	46943	
5240 Rent Revenue	12755	
5250 Corporate Operations Revenue		
5261 Special Billing Arrangements Revenue		
5262 Customer Operations Revenue		
5263 Plant Operations Revenue		
5264 Other Incidental Regulated Revenue	12804	
5269 Other Revenue Settlements		
5270 Carrier Billing & Collection Revenue	16597	
Uncollectible Revenues		
5301 Uncollectible Revenue - Telecommunications		
5302 Uncollectible Revenue - Other	5241	
TOTAL OPERATING REVENUES	9974180	

Please identify the following revenues:

NECA USF \$ 2,791,528	To what account were they booked?	5069
State USF \$ 110,081	To what account were they booked?	5084

OPERATING REVENUES

Item	Total Company	Idaho Only
Plant Specific Operations Expense		
6110 Network Support Expenses		<u>Same as Total Cor</u>
6112 Motor Vehicle Expense	-332	
6113 Aircraft Expense		
6114 Special Purpose Vehicles Expense		
6115 Garage Work Equipment Expense		
6116 Other Work Equipment Expense	-289	
6120 General Support Expenses		
6121 Land and Building Expenses	129209	
6122 Furniture and Artworks Expense		
6123 Office Equipment Expense	20086	
6124 General Purpose Computers Expense	245359	
6210 Central Office Switching Expenses		
6211 Analog Electronic Expense		
6212 Digital Electronic Expense	271308	
6215 Electro-Mechanical Expense		
6220 Operators System Expense		
6230 Central Office Transmission Expenses		
6231 Radio Systems Expense	15437	
6232 Circuit Equipment Expense	219087	
6310 Information Origination/Termination Expense		
6311 Station Apparatus Expense		
6341 Large Private Branch Exchange Expense		
6351 Public Telephone Terminal Equipment Expense		
6362 Other Terminal Equipment Expense		
6410 Cable and Wire Facilities Expenses		
6411 Pole Expense	5277	
6421 Aerial Cable Expense	9113	
6422 Underground Cable Expense	3377	
6423 Buried Cable Expense	1402348	
6424 Submarine Cable Expense		
6425 Deep Sea Cable Expense		
6426 Intrabuilding Network Cable Expense		
6431 Aerial Wire Expense		
6441 Conduit Systems Expense		
TOTAL PLANT SPECIFIC OPERATIONS EXPENSE	<u>2319980</u>	

OPERATING REVENUES

Item	Total Company	Idaho Only
Plant Nonspecific Operations Expense		
6510 Other Property/Plant/Equipment Expenses		<u>Same as Total Company</u>
6511 Property Held for Future Telecomm. Use Expenses		
6512 Provisioning Expense	388	
6530 Network Operations Expense		
6531 Power Expense	52124	
6532 Network Administration Expense	35741	
6533 Testing Expense	43927	
6534 Plant Operations Administration Expense	127243	
6535 Engineering Expense	64088	
6540 Access Expense	80511	
6560 Depreciation and Amortization Expenses		
6561 Depreciation Expense-Telecom. Plant in Service	2622792	
6562 Depreciation Expense-Property Held for Future Use		
6563 Amortization Expense - Tangible		
6564 Amortization Expense - Intangible		
6565 Amortization Expense - Other		
Total Plant Nonspecific Operations Expenses	3026814	
Customer Operations Expense		
6610 Marketing		
6611 Product Management	74693	
6612 Sales	788	
6613 Product Advertising	3443	
6620 Services	97168	
6621 Call Completion Services	7518	
6622 Number Services	39319	
6623 Customer Services	197714	
Total Customer Operations Expense	420643	
Corporate Operations Expense		
6710 Executive and Planning		
6711 Executive	408799	
6712 Planning	49358	
6720 General and Administrative		
6721 Accounting and Finance	405898	
6722 External Relations	166827	
6723 Human Resources	45809	
6724 Information Management		
6725 Legal	49075	
6726 Procurement		
6727 Research and Development		
6728 Other General and Administrative	96925	
6790 Provision for Uncollectible Notes Receivable		
Total Corporate Operations Expense	1222691	
TOTAL OPERATING EXPENSES	6990128	

CENTRAL OFFICE DATA

as of December 31, 2004 (unless otherwise indicated)

Name of Central Office: Saint Anthony, ID
 Prefix (es): (208) 624, 458, 558, 652
 Central Office Switch Type: Nortel DMS 500

Check all that apply:
 Stand Alone Digital
 Host X Analog
 Remote Other: _____

Access Line Capacity
 Design: Nortel DMS 500 5380
 Installed/Equipped: 2794/3780

Access Lines in Use
 Customer Lines: _____ 5380
 (Include Centrex, PAL, Semi-Pub.)
 Public Telephone Lines _____ 32
 Company Official Lines _____ 60
 Company Test Lines _____ 120

Classification of Customer Access

	Residence			Business			Total Residence & Business		
	Multi- Line 1-Party	Single Line 1-Party	Multi- Party	Centrex N.A.R.	Multi- Line 1-Party	Single Line Multi- Party		Subtotal Business	
Beginning of Year		4516		40	702	384	0	1126	5642
New Connects									
Disconnects									
End of Year	0	4312	0	38	643	387	0	1068	5380

Foreign Exchange:
 Dial Tone from this C.O.: _____
 Dial Tone from another C.O.: _____

Directory Listings:
 Number of Customers with Nonpublished or Nonlisted: 272

Custom Calling:
 Number of customers with at least one feature: 2277
 Total number of features subscribed to: 38

NUMBER OF CALLS COMPLETED BY CUSTOMERS DURING (Year)_2004_.

Local Exchange	Average # of Customer Lines in Use	Local Calls		Toll Calls Originated (Total of all Carriers)			Avg./ Line
		Number (1000s)	Avg./ Line	Intrastate	Interstate	Total	
1 Teton - 458	619	Not Available		17916	146924	164840	266.30
2 Island Park - 558	1192	Not Available		38072	528927	566999	475.67
3 Saint Anthony - 624	2494	Not Available		116457	822775	939232	376.60
4 Ashton - 652	1170	Not Available		51510	460362	511872	437.50
5 _____							
6 _____							
7 _____							
8 _____							
9 _____							
10 _____							
11 _____							
12 _____							
13 _____							
14 _____							
15 _____							
16 _____							
17 _____							
18 _____							

ANNUAL REPORT FOR SMALL TELEPHONE COMPANIES
YEAR ENDED DECEMBER 31, 2004

CUSTOMER RELATIONS RULES COMPLIANCE

Rule IDAPA 31.21.01.603
Rule IDAPA 31.41.01.105

Please provide copies of:

Summary of Customer Relations Rules for Telephone Corporations

Idaho Telephone Solicitation Act Notification

Method of Notification:

Mailed separately to customers Yes _____ No X

Included in directory Yes X No _____

Date of notification _____ December 1, 2003 _____

Alternate method of notification _____

Rule IDAPA 31.41.01.403.02

Record of Complaints:

Number received by Company _____ 0 _____

Category of complaints (if known):

Deposit Disputes _____

Charges on Bill _____

Denial/Termination _____

Quality or Availability
of Service _____

Carrier Selection/Assignment _____


Miscellaneous _____


Rev 3/02

CERTIFICATE

State of Idaho)
) ss
County of Fremont)


WE, the undersigned Ed Cushing
and _____
of the Fremont Telcom utility,
on our oath do severally say that the foregoing return has been prepared under our direction, from
the original books, papers, and records of said utility; that we have carefully examined same, and
declare the same to be a correct statement of the business affairs of said utility for the period
covered by the return in respect to each and every matter and thing therein set forth, to the best of
our knowledge, information and belief.



(Chief Officer)


(Officer in Charge of Accounts)

Subscribed and Sworn to Before Me this 21 day of March, (Year) 2005.


Notary Public

My Commission expires March 29, (Year) 2007.

